

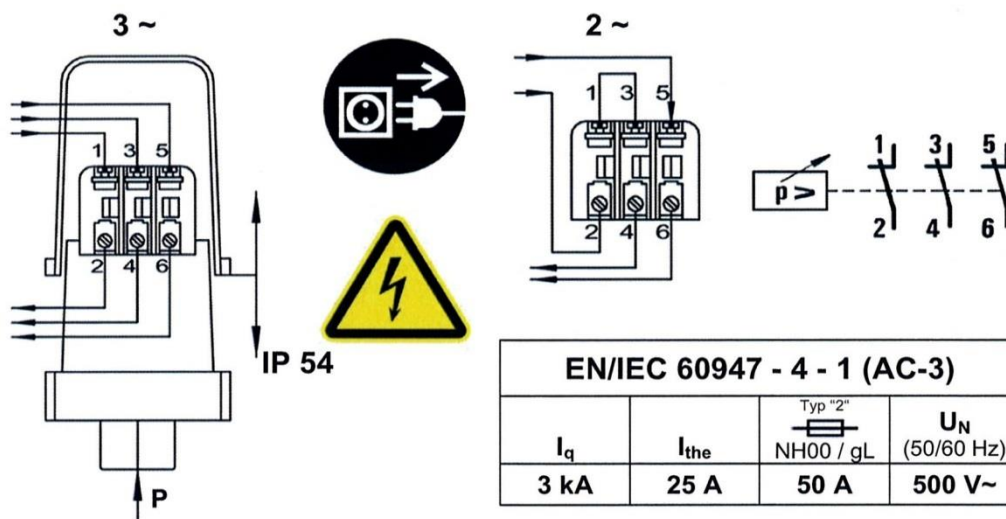


Montageanweisung
Operating Instructions
Instrucciones de Montaje
Instructions de Montage
Istruzioni d'impiego

MDR 5 / MDR 5-K

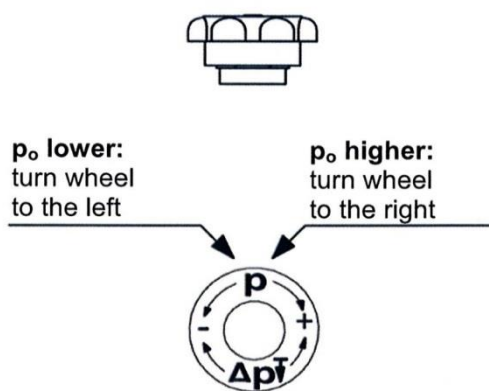
Druckschalter / Pressure switch

The relevant standards for running and installing electrical appliances are to be observed. Installation and connection by skilled personnel only, after installing accessories function of device to be checked by skilled personnel only.



CAUTION: Pressure setting is only possible when applying pressure to the switch

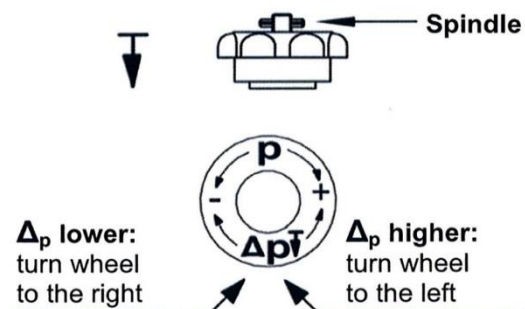
Cut-out pressure p_o



Differential Δp

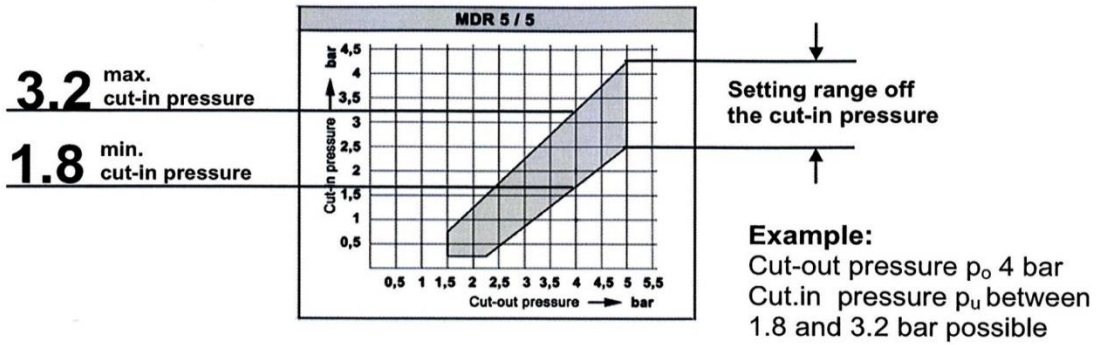
$$\Delta p = p_o - p_u$$

Press wheel downwards

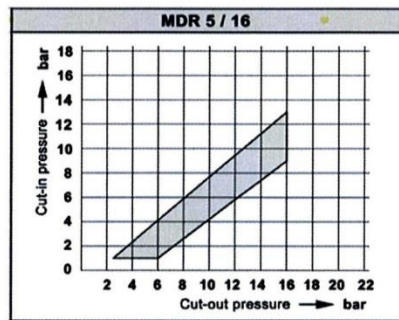
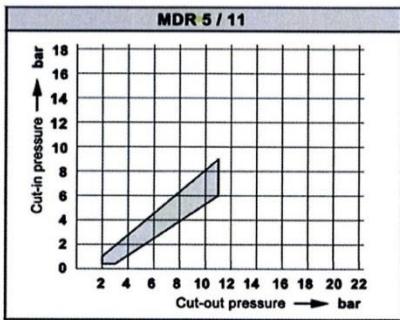
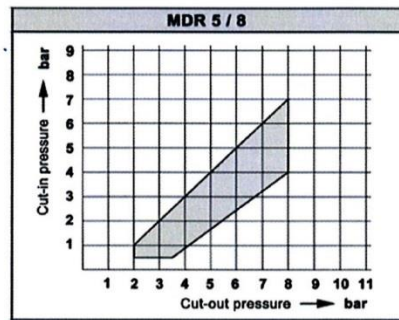
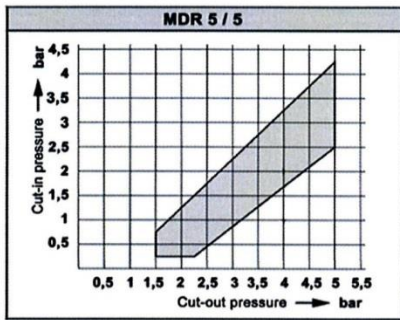


If the spindle moves when turning, lowest possible Δp has been reached. In order to loosen, turn wheel to the left holding the spindle tight.

Example of a pressure setting using the MDR 5/5 pressure diagram



Pressure Diagrams MDR 5



02.11.2005



Condor Pressure Control GmbH

Warendorfer Straße 47 – 51
D-59320 Ennigerloh

Telefon: +49 (0) 25 87 / 89 – 0
Telefax: +49 (0) 25 87 / 89 - 140

info@condor-cpc.com
www.condor-cpc.com

Applies to the following articles:

Pressure switch for compressors

Article No.

Type No.

103057 und 103058

MDR 5/11 und MDR 5/16

Pressure switch for compressors

Article No.

Type No.

103059 und 103060

MDR 5/11 K und MDR 5/16 K